



Adding New Compiler Toolchains to DS-5


Version 1.0

Non-Confidential

Copyright © 2020 Arm Limited (or its affiliates).
All rights reserved.

Issue 02

102612_0100_02_en



Adding New Compiler Toolchains to DS-5

Copyright © 2020 Arm Limited (or its affiliates). All rights reserved.

Release information

Document history

Issue	Date	Confidentiality	Change
0100-02	1 January 2020	Non-Confidential	Initial release

Proprietary Notice

This document is protected by copyright and other related rights and the practice or implementation of the information contained in this document may be protected by one or more patents or pending patent applications. No part of this document may be reproduced in any form by any means without the express prior written permission of Arm. No license, express or implied, by estoppel or otherwise to any intellectual property rights is granted by this document unless specifically stated.

Your access to the information in this document is conditional upon your acceptance that you will not use or permit others to use the information for the purposes of determining whether implementations infringe any third party patents.

THIS DOCUMENT IS PROVIDED "AS IS". ARM PROVIDES NO REPRESENTATIONS AND NO WARRANTIES, EXPRESS, IMPLIED OR STATUTORY, INCLUDING, WITHOUT LIMITATION, THE IMPLIED WARRANTIES OF MERCHANTABILITY, SATISFACTORY QUALITY, NON-INFRINGEMENT OR FITNESS FOR A PARTICULAR PURPOSE WITH RESPECT TO THE DOCUMENT. For the avoidance of doubt, Arm makes no representation with respect to, and has undertaken no analysis to identify or understand the scope and content of, patents, copyrights, trade secrets, or other rights.

This document may include technical inaccuracies or typographical errors.

TO THE EXTENT NOT PROHIBITED BY LAW, IN NO EVENT WILL ARM BE LIABLE FOR ANY DAMAGES, INCLUDING WITHOUT LIMITATION ANY DIRECT, INDIRECT, SPECIAL, INCIDENTAL, PUNITIVE, OR CONSEQUENTIAL DAMAGES, HOWEVER CAUSED AND REGARDLESS OF THE THEORY OF LIABILITY, ARISING OUT OF ANY USE OF THIS DOCUMENT, EVEN IF ARM HAS BEEN ADVISED OF THE POSSIBILITY OF SUCH DAMAGES.

This document consists solely of commercial items. You shall be responsible for ensuring that any use, duplication or disclosure of this document complies fully with any relevant export laws and regulations to assure that this document or any portion thereof is not exported, directly

or indirectly, in violation of such export laws. Use of the word “partner” in reference to Arm’s customers is not intended to create or refer to any partnership relationship with any other company. Arm may make changes to this document at any time and without notice.

This document may be translated into other languages for convenience, and you agree that if there is any conflict between the English version of this document and any translation, the terms of the English version of the Agreement shall prevail.

The Arm corporate logo and words marked with ® or ™ are registered trademarks or trademarks of Arm Limited (or its affiliates) in the US and/or elsewhere. All rights reserved. Other brands and names mentioned in this document may be the trademarks of their respective owners. Please follow Arm’s trademark usage guidelines at <https://www.arm.com/company/policies/trademarks>.

Copyright © 2020 Arm Limited (or its affiliates). All rights reserved.

Arm Limited. Company 02557590 registered in England.

110 Fulbourn Road, Cambridge, England CB1 9NJ.

(LES-PRE-20349|version 21.0)

Confidentiality Status

This document is Non-Confidential. The right to use, copy and disclose this document may be subject to license restrictions in accordance with the terms of the agreement entered into by Arm and the party that Arm delivered this document to.

Unrestricted Access is an Arm internal classification.

Product Status

The information in this document is Final, that is for a developed product.

Feedback

Arm® welcomes feedback on this product and its documentation. To provide feedback on the product, create a ticket on <https://support.developer.arm.com>

To provide feedback on the document, fill the following survey: <https://developer.arm.com/documentation-feedback-survey>.

Inclusive language commitment

Arm values inclusive communities. Arm recognizes that we and our industry have used language that can be offensive. Arm strives to lead the industry and create change.

We believe that this document contains no offensive language. To report offensive language in this document, email terms@arm.com.

Contents

1. Introduction.....	6
2. DS-5 settings.....	7

1. Introduction

In this tutorial, you will learn how to add new compiler toolchains (Arm Compiler 5, Arm Compiler 6 and GCC) to DS-5 and configure them for your project easily.

From Arm DS-5 Development Studio v5.20, you can add new compiler toolchains (Arm Compiler 5, Arm Compiler 6 and GCC) and configure them for your project more easily. Different versions of the same toolchain will keep their flags when you switch between them and projects can be shared between you and your colleagues without re-configuring the path.



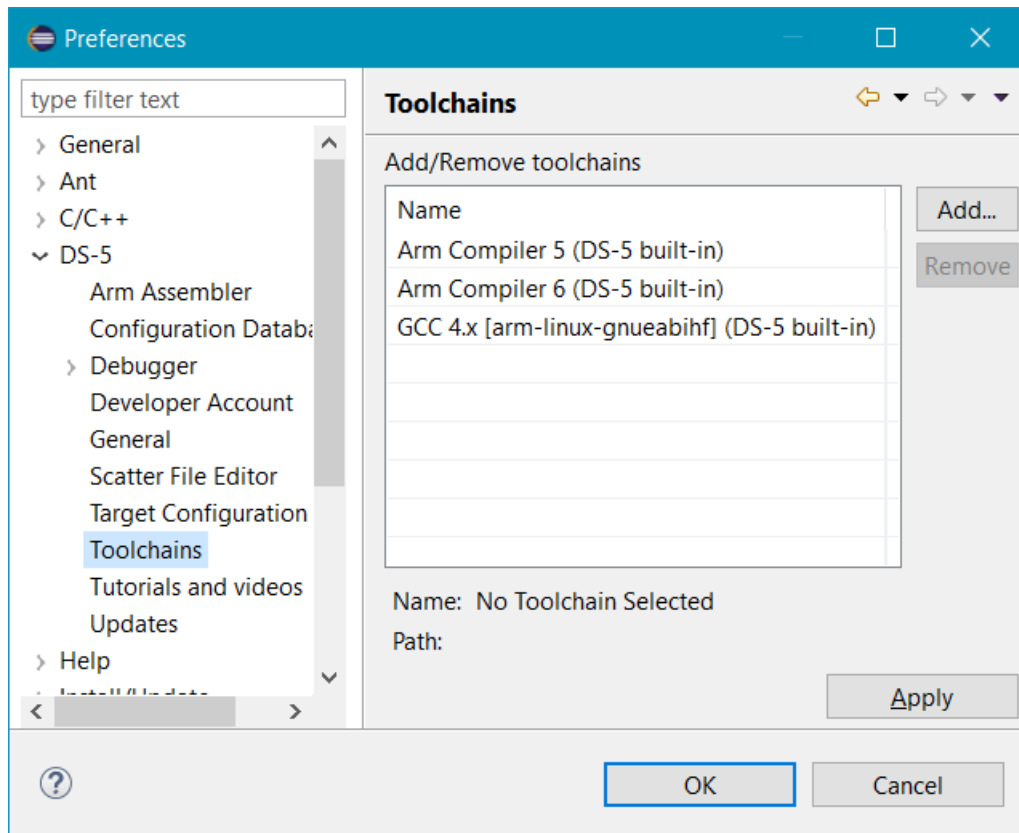
If you are installing Arm Compiler 6 alongside DS-5 and you don't have a DS-5 Ultimate Edition license, you will need to set the following environment variable: `ARM_TOOL_VARIANT=pro`. This can be done using `set ARM_TOOL_VARIANT=pro` in DS-5 Command Prompt, or as a global environment variable in your OS.

2. DS-5 settings

Open up DS-5 and click Window > Preferences followed by DS-5.

Select Toolchains, which will bring up the following dialog:

Figure 2-1: Add a new tollchain DS-5 dialog.



DS-5 includes three compiler toolchains: Arm Compiler 5, Arm Compiler 6 and GCC. These are listed as “built-in”, showing that they’re already installed.



DS-5 lists the major version number of the compiler (i.e. Arm Compiler 5). This allows your projects to be portable between DS-5 versions when we update the included compilers. When you add a specific version, such as Arm Compiler 5.04u2, this will show up with the sub version.

Click Add...

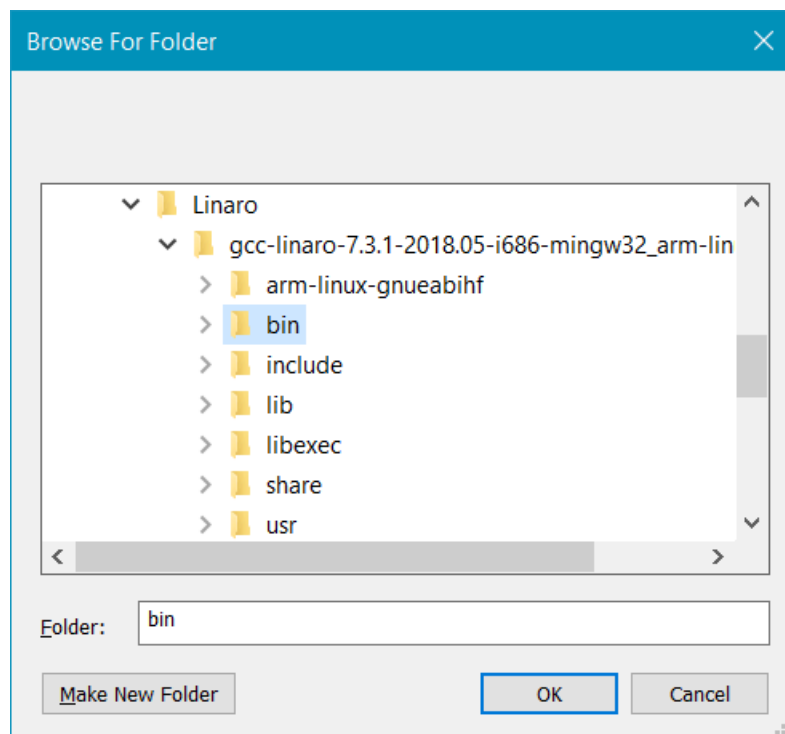
If you have already downloaded a compiler toolchain, browse to the location of the toolchain bin directory. Otherwise you can either:

- Go to ds.arm.com and download the Arm Compiler 6 toolchain.

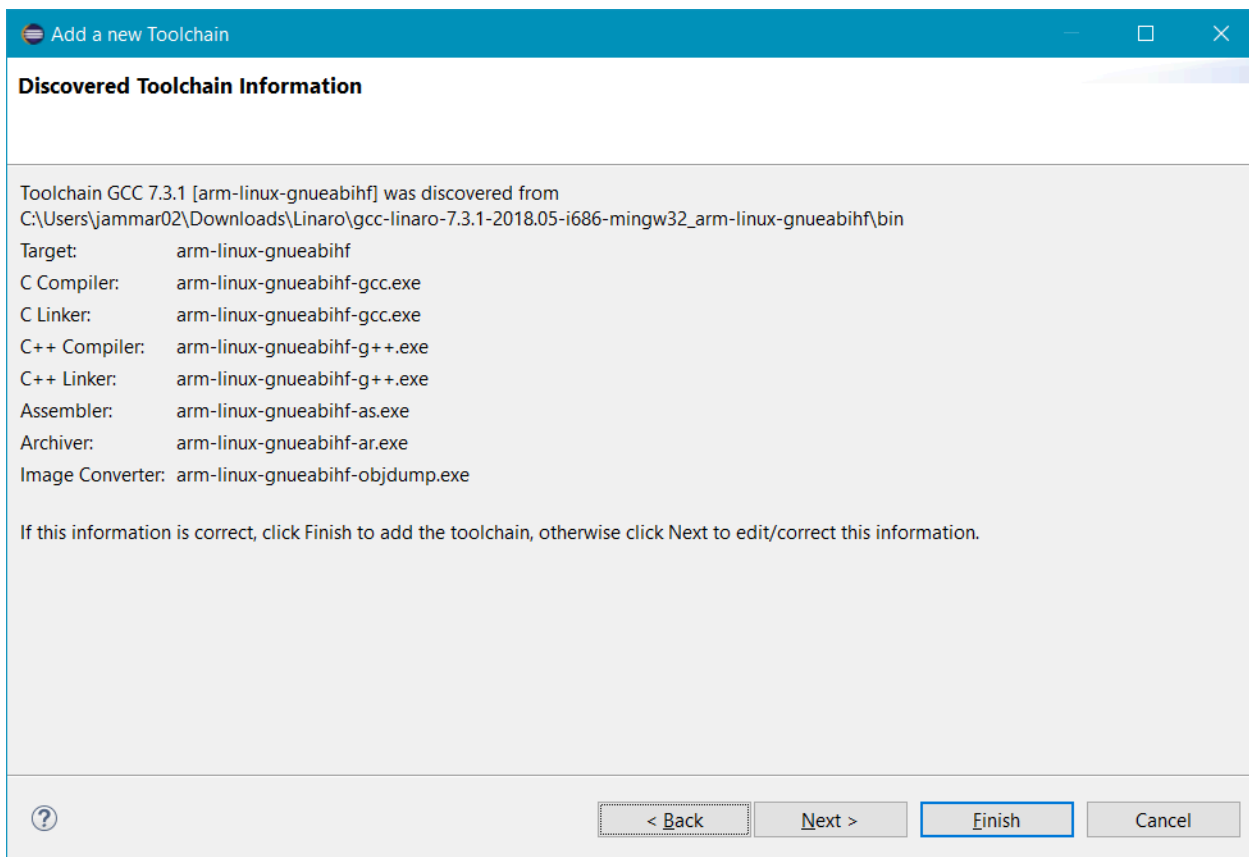
or

- Download a GCC toolchain:
 1. If you are compiling for Cortex-A, select a toolchain from linaro.org. For more information regarding the Linaro Toolchain releases, support, and selection, go to <https://wiki-archive.linaro.org/WorkingGroups/ToolChain/FAQ>.
 2. If you are compiling for Cortex-R or Cortex-M, select a toolchain from [GNU Arm Embedded Toolchain](http://developer.arm.com/open-source/gnu-toolchain/gnu-rm). For more information regarding the GNU Arm Embedded Toolchain releases, support, and selection, go to <https://developer.arm.com/open-source/gnu-toolchain/gnu-rm>.

Figure 2-2: Select the location of the binary for the toolchain.

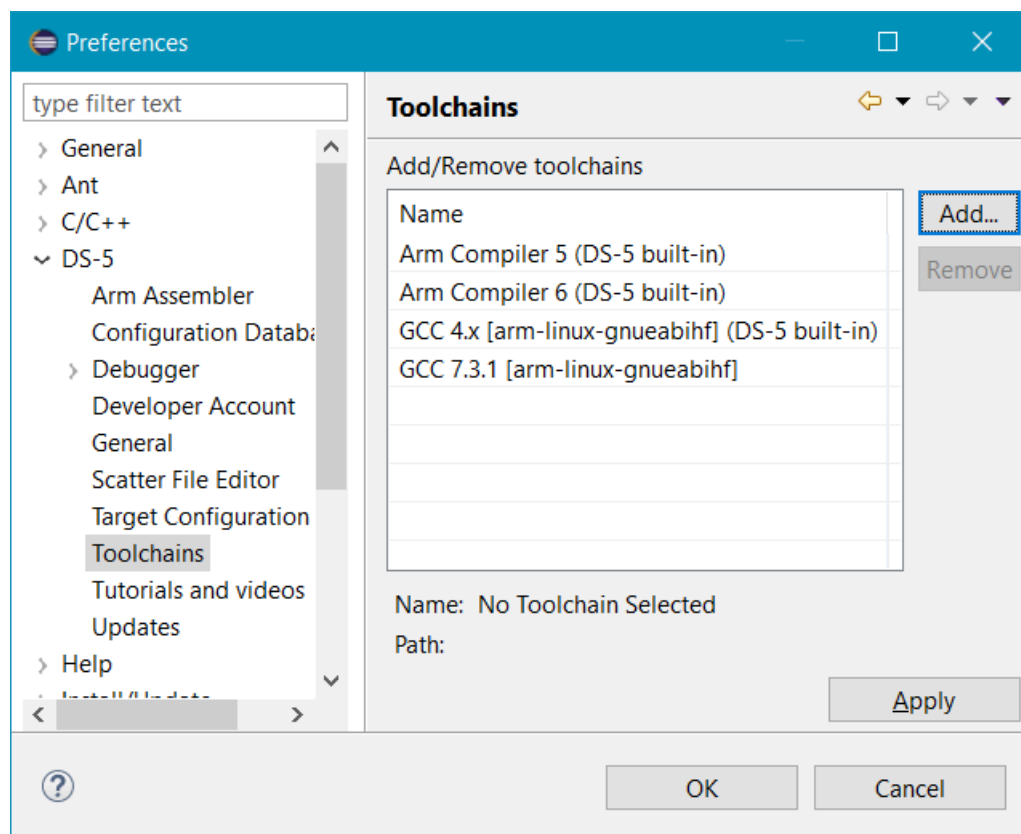


In this case, I've downloaded and installed GCC 7.3.1. Click Next > to run autodetection. In most cases, this should provide a full set of information about the toolchain. However, for custom implementations of GCC, you can manually edit these fields.

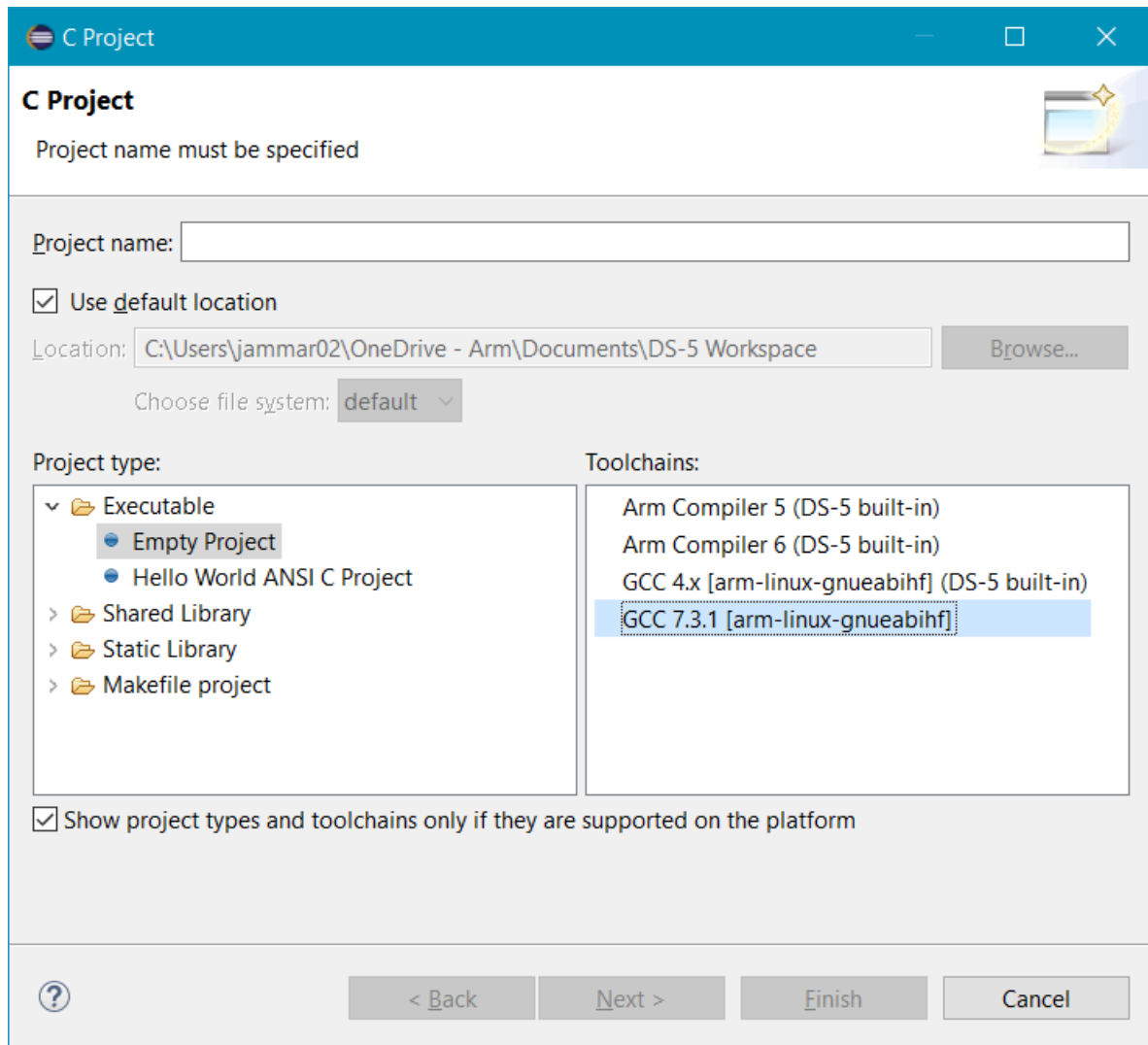
Figure 2-3: Successful autodetection of the GCC toolchain in DS-5.

Click Finish to complete the process.

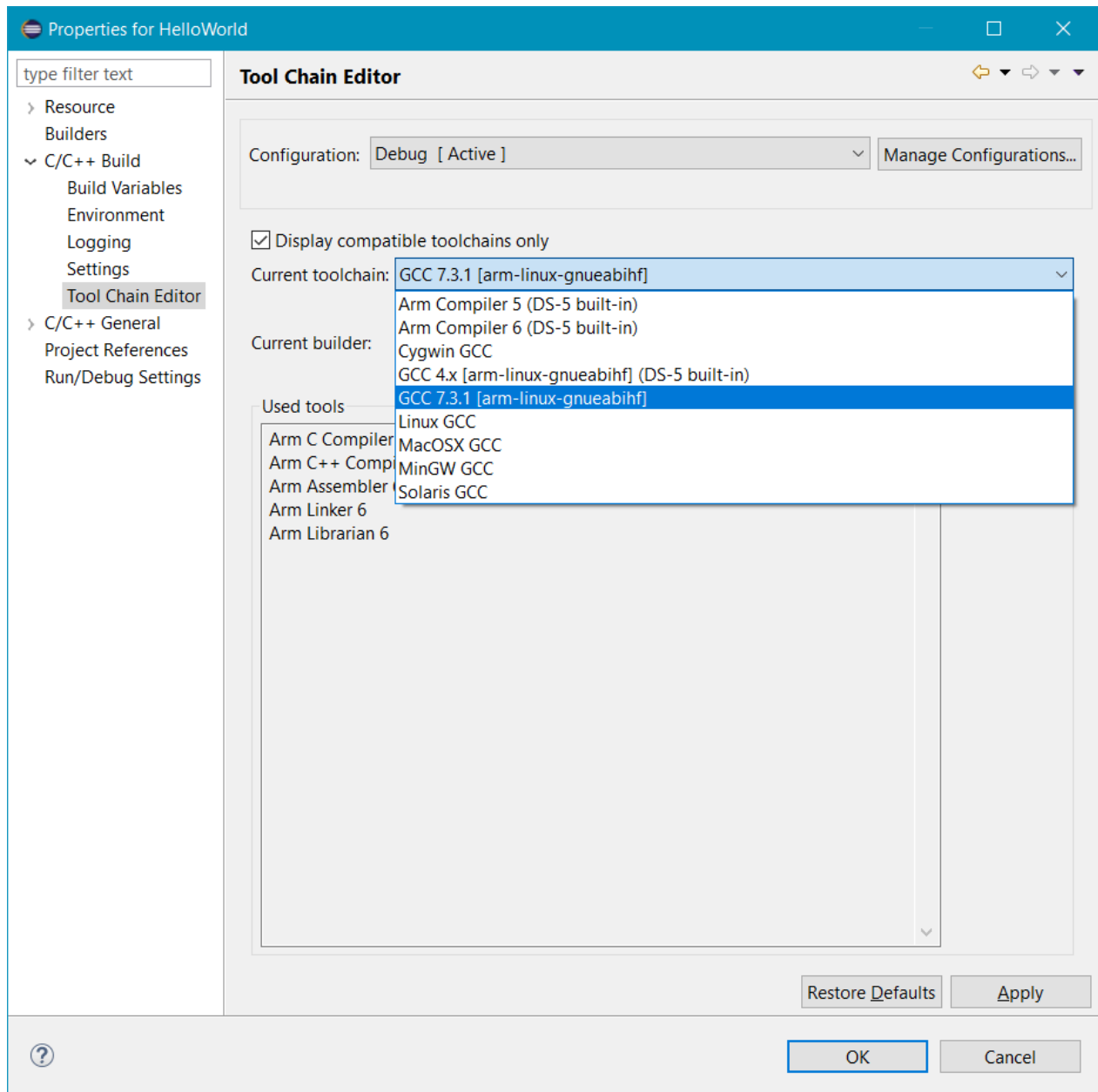
You should now see the new toolchain listed alongside the built-in toolchains:

Figure 2-4: GCC 4.9.1 now appears in the list alongside the other toolchains.

You'll be prompted to restart Eclipse for these changes to apply. When you've done this, you will be able to see the new toolchain listed as an option when you start a new project:

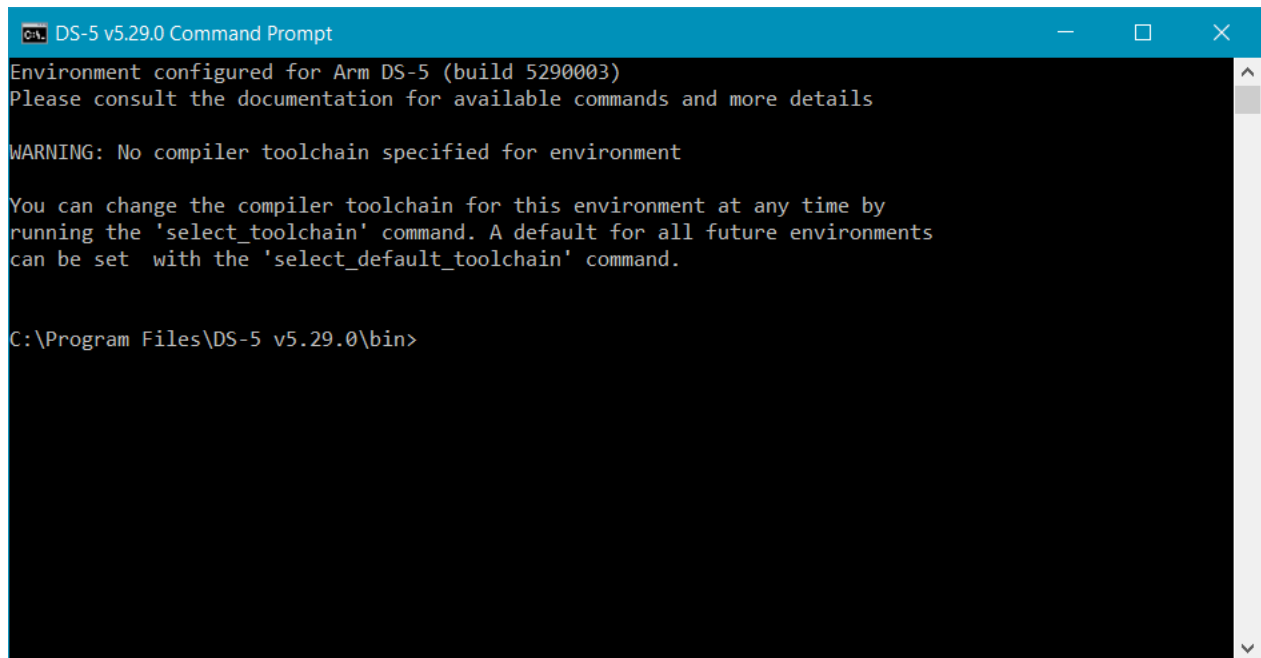
Figure 2-5: New project with option to use GCC 4.9.1 toolchain.

Additionally, you can reconfigure existing projects to use the newly added toolchain by right-clicking on the project, selecting Properties > C/C++ Build > Tool Chain Editor and then choosing it in the Current toolchain dropdown:

Figure 2-6: Reconfigure existing project to use new toolchain.

Finally, you'll notice that if you swap between different versions of the same toolchain, DS-5 will now remember your flags and other settings, so there's no need to re-enter them. However, this is not the case when moving between different toolchains (such as Arm Compiler 5 and Arm Compiler 6).

It's also possible to add and/or select new toolchains using the DS-5 Command Prompt. You'll notice that on startup, the Command Prompt now contains a message explaining that no toolchain is set by default, along with the `select_toolchain` command to begin the process of selecting one.

Figure 2-7: Command prompt.


```

C:\Program Files\DS-5 v5.29.0\bin>
Environment configured for Arm DS-5 (build 5290003)
Please consult the documentation for available commands and more details

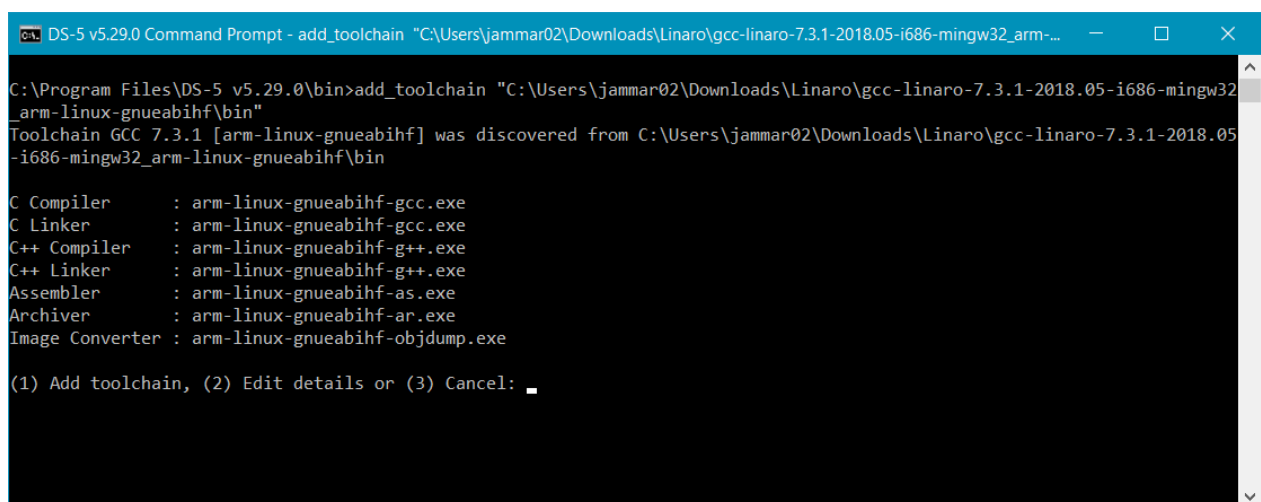
WARNING: No compiler toolchain specified for environment

You can change the compiler toolchain for this environment at any time by
running the 'select_toolchain' command. A default for all future environments
can be set with the 'select_default_toolchain' command.

C:\Program Files\DS-5 v5.29.0\bin>

```

To add a new toolchain, use the `add_toolchain` command followed by the path to the folder where the binary is located. For example `add_toolchain C:\Program Files (x86)\Linaro\gcc-linaro-aarch64-linux-gnu-4.9-2014.05\bin`. Just like the GUI, you will then have the opportunity to finish the process, or manually edit the details:

Figure 2-8: Add new toolchain from the command prompt.


```

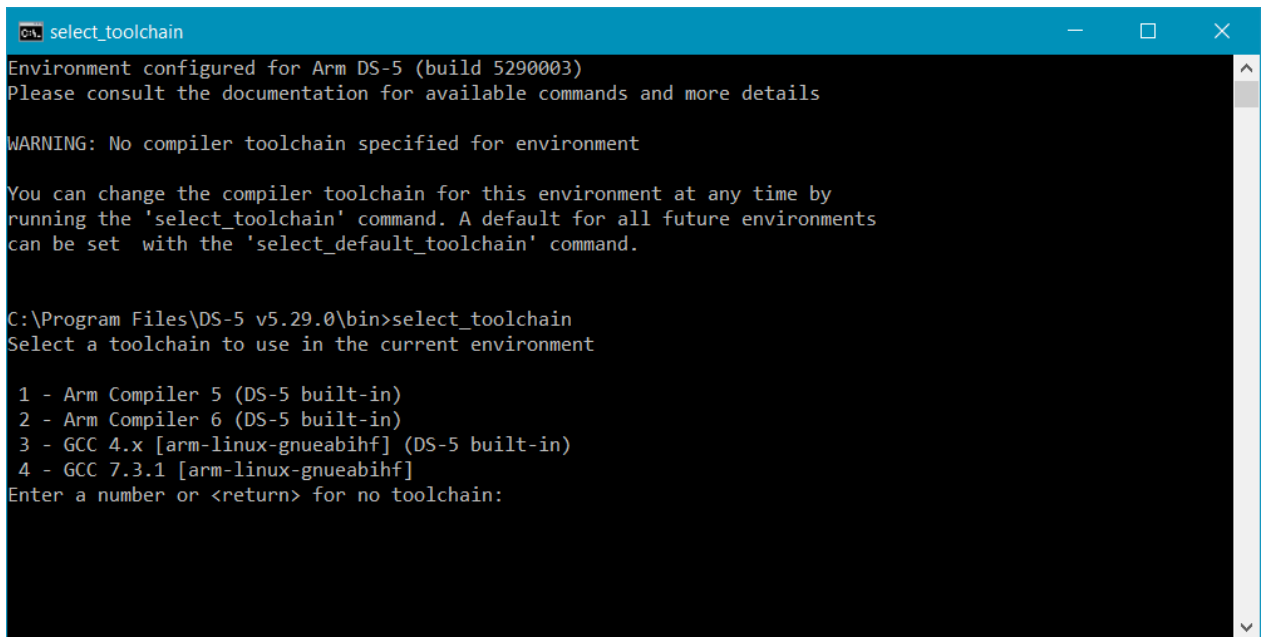
C:\Program Files\DS-5 v5.29.0\bin>add_toolchain "C:\Users\jammar02\Downloads\Linaro\gcc-linaro-7.3.1-2018.05-i686-mingw32_arm-linux-gnueabi\bin"
Toolchain GCC 7.3.1 [arm-linux-gnueabi] was discovered from C:\Users\jammar02\Downloads\Linaro\gcc-linaro-7.3.1-2018.05-i686-mingw32_arm-linux-gnueabi\bin

C Compiler      : arm-linux-gnueabi-gcc.exe
C Linker        : arm-linux-gnueabi-gcc.exe
C++ Compiler    : arm-linux-gnueabi-g++.exe
C++ Linker      : arm-linux-gnueabi-g++.exe
Assembler       : arm-linux-gnueabi-as.exe
Archiver        : arm-linux-gnueabi-ar.exe
Image Converter  : arm-linux-gnueabi-objdump.exe

(1) Add toolchain, (2) Edit details or (3) Cancel:

```

Entering `select_toolchain` brings up a numbered list including the new toolchain:

Figure 2-9: Select a new toolchain from the command prompt.

```
select_toolchain
Environment configured for Arm DS-5 (build 5290003)
Please consult the documentation for available commands and more details

WARNING: No compiler toolchain specified for environment

You can change the compiler toolchain for this environment at any time by
running the 'select_toolchain' command. A default for all future environments
can be set with the 'select_default_toolchain' command.

C:\Program Files\DS-5 v5.29.0\bin>select_toolchain
Select a toolchain to use in the current environment

1 - Arm Compiler 5 (DS-5 built-in)
2 - Arm Compiler 6 (DS-5 built-in)
3 - GCC 4.x [arm-linux-gnueabihf] (DS-5 built-in)
4 - GCC 7.3.1 [arm-linux-gnueabihf]
Enter a number or <return> for no toolchain:
```